

Optera™ IMM Series with SureVision™ 2.0

180°, 270°, 360° PANORAMIC, 12 MPX IP CAMERAS

Product Features

- Constant, seamless situational awareness
- Zoom in for detail live or retrospectively with client-side dewarping
- Multiple immersive PTZ views at video management system (VMS)
- Up to 12 Megapixel (4 x 3 MPx) resolution for better detail at a distance
- Up to 15 frames per second (fps) at 9 MPx resolution
- Outstanding WDR and low-light performance at the same time
- 8 Pelco video analytic behaviors
- Local storage (Micro SD)
- ONVIF Profile S and Profile G conformant
- Compatible with Pelco VideoXpert™, Digital Sentry®, and third-party VMS partners
- Power over Ethernet Plus (PoE+)
- 3-year warranty

SureVision™ 2.0
A Pelco™ by Schneider Electric™ technology



OPTERA IMM SERIES 180-DEGREE CAMERA

Optera™ IMM Series Multi-Imager Solution

The Optera™ IMM Series camera with SureVision™ 2.0 provides a panomersive experience with seamless situational awareness which provides stitched and blended panoramic views. The IMM Series also enables you to zoom in for detail within multiple intuitive immersive views from a video management system (VMS). Other multi-imager solutions can be disjointed with separate streams out of order. The IMM Series transparently integrates video across all sensors in the camera, presenting a seamless user experience from setup to viewing.

Camera

IMM Series camera options include 180-, 270-, or 360-degree models. All models include a camera in a compact in-ceiling mount, surface mount, or pendant enclosure that is ready to install. All models feature a robust metal tamper-resistant design and carry an IK10 impact rating for vandal resistance. The Environmental Vandal model features worry-free use in a wide range of challenging operating conditions. In-ceiling models have a back box that is plenum rated per 2008 NEC article 300.22(C)(2).

Video with SureVision 2.0

The IMM Series offers the panomersive experience with outstanding and industry leading image quality with SureVision 2.0 technology. SureVision 2.0 delivers excellent low-light performance and true wide dynamic range (WDR), consistently and simultaneously. With superior WDR, anti-bloom technologies, 3D noise filtering and advanced tone mapping, SureVision 2.0 makes the IMM Series capable of delivering outstanding image quality in very challenging lighting conditions.

Window Blanking

Window blanking is used to conceal user-defined privacy areas. The IMM Series camera supports up to 32 blanked windows. A blanked area appears on the screen as a solid gray window.

Video

The IMM Series provides near real-time capture with a frame rate of up to 12.5 frames per second (fps) at full resolution or 15 fps at 9 megapixels. This video is presented from the camera in multiple streams that can be encoded in H.264 level 5.1 high profile and constrained variable bit recording (CVBR) for efficient encoding to conserve video storage and bandwidth.

Open and Integrated

Optera IMM Series cameras seamlessly connect to Pelco VideoXpert™ and Digital Sentry® VMSs. The IMM Series integrates with major partner video management systems through the Pelco API, Panomersive SDK and through the ONVIF standard.

Built-In Analytics

The IMM Series features a full suite of eight Pelco video analytics applied across a wide field of view. Pelco behaviors include Abandoned Object, Adaptive Motion Detection, Camera Sabotage, Directional Motion, Loitering Detection, Object Counting, Object Removal, and Stopped Vehicle. These behaviors enable operators to focus quickly on events and areas of interest.

Convenient Power

The IMM Series is designed with Power over Ethernet Plus (PoE+) to simplify planning, wiring, and installation. PoE+ works with PoE+ enabled network switches or power injectors. PoE+ eliminates separate power supplies, cabling, and increases camera availability through an uninterruptible power supply (UPS).

* Requires Digital Sentry server operating as VideoXpert storage to support recording and playback services.



by Schneider Electric



International Standards
Organization Registered Firm;
ISO 9001 Quality System



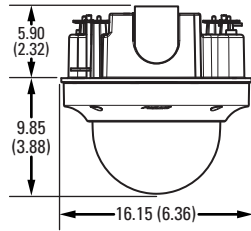
C4015 / Revised 10-04-16

TECHNICAL SPECIFICATIONS

COMPONENT FEATURES

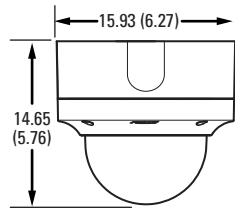


VALUES IN PARENTHESES ARE INCHES; ALL OTHERS ARE CENTIMETERS.



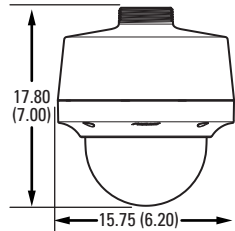
Indoor Vandal, In-Ceiling

- Single Back Box for Suspended or Hard Ceiling Applications
- Requires 8.26 cm (3.25 in.) Space Above Ceiling
- Minimum Ceiling Thickness 0.64 cm (0.25 in.); Maximum Ceiling Thickness 4.45 cm (1.75 in.)
- 3/4 in. NPT or 25 mm Conduit Attachments on Side and Top of Back Box
- Plenum Rated Back Box
- Alodine Aluminum Construction Meets IK10
- White or Black Finish



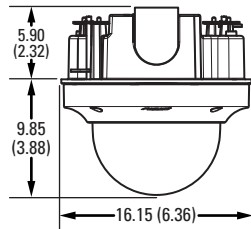
Indoor Vandal, Surface Mount

- Attaches to:
 - Standard 4 in. Square Outlet Box and 2-Gang Electrical Box
 - 3/4 in. NPT or 25 mm Conduit Attachments on Side Back Box
 - Wire Entry through Grommet on Top of Back Box
- Alodine Aluminum Construction Meets IK10
- White or Black Finish



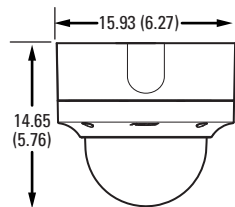
Indoor Vandal, Pendant

- 1-1/2 in. NPT Conduit/Pipe Attachment
- Alodine Aluminum Construction Meets IK10
- White or Black Finish



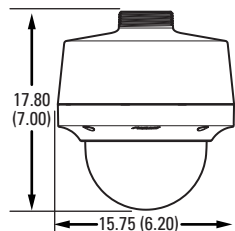
Environmental Vandal, In-Ceiling

- Single Back Box for Suspended or Hard Ceiling Applications
- Requires 8.26 cm (3.25 in.) Space Above Ceiling
- Minimum Ceiling Thickness 0.97 cm (0.38 in.); Maximum Ceiling Thickness 4.45cm (1.75 in)
- 3/4 in. NPT or 25 mm Conduit Attachments on Side and Top of Back Box
- Meets IP66 and NEMA Type 4X
- Plenum Rated Back Box
- Alodine Aluminum Construction Meets IK10
- Light Gray Finish



Environmental Vandal, Surface Mount

- Attaches to:
 - Standard 4 in. Square Outlet Box and Standard 2-Gang Electrical Box
 - 3/4 in. NPT or 25 mm Conduit Attachments on Side of Back Box.
 - Wire Entry through Grommet on Top of Back Box
- Meets IP66 and NEMA Type 4X
- Alodine Aluminum Construction Meets IK10
- Light Gray Finish



Environmental Vandal, Pendant

- 1-1/2 in. NPT Thread for Use with Pelco Wall Mounts
- Meets IP66 and NEMA Type 4X
- Alodine Aluminum Construction Meets IK10
- Light Gray Finish

TECHNICAL SPECIFICATIONS

CAMERA

Imaging Device	1/3.2-inch
Imager Type	CMOS
Imager Readout	Progressive scan
Maximum Resolution 12 MP (4x)	2048 x 1536 x 4
Signal-to-Noise Ratio	>50 dB
Sensitivity	

Camera	F-Stop	Color (33 ms)	Mono (33 ms)
180°	f/2.0	0.2 lux	0.14 lux
270°	f/2.5	0.3 lux	0.2 lux
360°	f/2.5	0.3 lux	0.2 lux

Day/Night Capabilities	Yes
Mechanical IR Cut Filter	Yes, (ON/OFF/AUTO selectable) with different set points
Wide Dynamic Range:	>120 dB

LENS

Length

Camera	F-Stop	Length
180°	f/2.0	4.8 mm
270°	f/2.5	2.7 mm
360°	f/2.5	2.7 mm

Field of View

Camera	Horizontal FoV	Vertical FoV
180°	180°	41°
270°	270°	73°
360°	360°	73°

AUDIO

Streaming	Bidirectional: full or half duplex
Input/Output	600 ohm differential, 1Vp-p max. signal level
Compression	G.711 PCM 8 bit, 8 kHz mono at 64 kbit/s

MECHANICAL

Dome Attenuation	
Clear	f/0.0 light loss
Smoked	f/1.0 light loss
Pan Adjustable (All Models)	370°
Tilt Adjustable (180 Model)	0° - 180°

PHYSICAL

Weight	Unit	Shipping
In-Ceiling	1.5 kg (3.3 lb)	2.0 kg (4.3 lb)
Surface Mount	1.7 kg (3.9 lb)	2.0 kg (4.3 lb)
Pendant Mount	1.7 kg (3.9 lb)	2.0 kg (4.3 lb)

ENVIRONMENTAL

Operating Temperature	
Indoor Vandal	-10° to 50°C (14° to 122°F) [†]
Environmental Vandal	-40° to 50°C (-40° to 122°F) [†]

[†]Thermostatically controlled active heating and cooling.

Operating Humidity	
Indoor Vandal	15 to 85%, RH noncondensing
Environmental Vandal	10 to 95%, RH condensing
Impact Resistance	IK10 (20J)
Shock and Vibration	EN50155 Category 1, Class B; IEC 60068:2-6 and 2-27; ISTA-2A, Sequence 5, MIL810G
Storage Temperature	-40° C to 60° C (-40° F to 140° F)
Storage Humidity	15% to 85%, noncondensing

ELECTRICAL

Network Port	RJ-45 connector for 1000Base-T 1 Gigabit/sec Auto MDI/MDI-X PoE+; Class 4
Cable Type	Category 5 or better
Input Power	PoE+ (IEEE 802.3at, Class 4)
Power Consumption	
Without Heater	17 Watts
With Heater	23 Watts
	Note: Total camera power consumption attached to a multi-port PoE+ switch must not exceed the total PoE+ power provided by the switch.
Local Storage	Micro SD, SDHC
Alarm	
Unsupervised	Detects open or closed alarm state
Supervised	Detects open and short alarm state with external 1-kohm resistor to detect alarm tampering
Input	3.5 VDC maximum, 3.5 mA maximum
Relay Output	±32 VDC maximum, 150 mA maximum

NETWORK

Users	
Unicast	Up to 20 simultaneous users depending on the resolution settings, and frame rate
Multicast	Unlimited users H.264
Security Access	Password protected
Software Interface	Web browser view and setup
Supported Protocols	TCP/IP, UDP/IP (Unicast, Multicast IGMP), UPnP, DNS, DHCP, RTP, RTSP, NTP, IPv4, IPv6, SNMP v2c/v3, QoS, HTTP, HTTPS, SSH, SSL, SMTP, FTP, ARP, ICMP, and 802.1x (EAP)

Note: IPv6 supports mixed IPv4 and IPv6 installations, but not IPv6-only deployments.

VIDEO

Video Streams	Set of streams to deliver full resolution views; secondary stream that comprises a lower resolution mosaic of above streams
Frame Rate(s)	User selectable up to 15 fps
Video Encoding	H.264 High, Main, or Base profiles; MJPEG (mosaic stream only)
Bit Rate	Default maximum for Constrained Variable Bit Rate (CVBR) at maximum resolution and frame rate
180° Model	28 Mbps
270° Model	25 Mbps
360° Model	25 Mbps

Note: Actual bit rates are typically lower depending on scene complexity.

RANGE GUIDANCE*

	180°	270° / 360°
Detection	88 m (290 ft)	36 m (130 ft)
Classification	48 m (160 ft)	21 m (70 ft)
Recognition	32 m (105 ft)	13 m (45 ft)
Identification	12 m (42 ft)	5 m (19 ft)

*Range performance varies based on camera setup, lighting conditions and display characteristics.

TECHNICAL SPECIFICATIONS

WEB CLIENT MINIMUM SYSTEM REQUIREMENTS

Processor	Intel® Core™ i3 processor, 2.4 GHz
Operating System	Microsoft Windows® 10, Windows® 7 (32- and 64-bit), or Window Vista®; or Mac® OS X 10.9 (or later)
Memory	4 GB RAM
Network Interface	100 Mbps (or greater)
Monitor	Minimum of 1024 x 768 resolution, 16- or 32-bit pixel color resolution
Web Browser	Internet Explorer® 8.0 (or later) or Mozilla® Firefox® 35 (or later), Google® Chrome 40 (or later) WebGL 2.0 (or later)

VMS MINIMUM SYSTEM REQUIREMENTS

Operating System	Windows® 7 64-bit (or later)
Video Memory	2 GB
System Memory	8 GB
Processor	Intel® Core™ i7 2.0 GHz (or better)

ANALYTICS

Open API	The Pelco API can transmit behavior alarm data to third-party applications. Go to pdn.pelco.com
----------	---

INTEGRATION

Pelco System Integration	Pelco VideoXpert, Digital Sentry
Open API	Pelco API, Panomersive SDK, ONVIF Profile S and G

SOFTWARE FEATURES

- Multilingual user interface: English, French, Italian, German, Spanish, Portuguese, Russian, Chinese, Turkish
- 32 window blanks, configurable in size
- Password protection
- Snapshot with JPEG capture
- Text overlay metadata for camera name, time, date

CERTIFICATIONS/RATINGS

- CE, Class A
- FCC Part 15, Class A
- ICES-003, Class A
- UL/cUL Listed
- C-Tick
- KC
- CB Scheme ITE
- NEMA Type 4X, and IP66 rating (Environmental Vandal)
- RoHS, Lead Free, REACH

At the time of this publication, certifications are pending. Consult the factory, our Web site (www.pelco.com), or the most recent B.O.S.S.® update for the current status of certifications.

TECHNICAL SPECIFICATIONS

SYSTEM MODEL NUMBERS

Type	Trim Color	Field of View (FoV)	Model	
In-ceiling, indoor vandal	white	180°	IMM12018-1I	
	black		IMM12018-B1I	
In-ceiling, environmental vandal	gray		IMM12018-1EI	
	white		IMM12018-1SI	
Surface, indoor vandal	black		IMM12018-B1S	
	gray		IMM12018-1ES	
Surface, environmental vandal	white		IMM12018-1P	
	black		IMM12018-B1P	
Pendant, indoor vandal	gray		IMM12018-1EP	
	white		270°	IMM12027-1I
In-ceiling, indoor vandal	black			IMM12027-B1I
	gray			IMM12027-1EI
In-ceiling, environmental vandal	white	IMM12027-1SI		
	black	IMM12027-B1S		
Surface, indoor vandal	gray	IMM12027-1ES		
	white	IMM12027-1P		
Surface, environmental vandal	black	IMM12027-B1P		
	gray	IMM12027-1EP		
Pendant, indoor vandal	white	360°		IMM12036-1I
	black			IMM12036-B1I
Pendant, environmental vandal	gray			IMM12036-1EI
	white		IMM12036-1SI	
In-ceiling, indoor vandal	black		IMM12036-B1S	
	gray		IMM12036-1ES	
In-ceiling, environmental vandal	white		IMM12036-1P	
	black		IMM12036-B1P	
Surface, indoor vandal	gray		IMM12036-1EP	
	white			
Surface, environmental vandal	black			
	gray			
Pendant, indoor vandal	white			
	black			
Pendant, environmental vandal	gray			
	white			

COMPONENT MODEL NUMBERS

Back Box		Camera Base Module		Lower Dome	
IMMBB0-S	Surface, indoor vandal, white	IMM12018-BASE	Indoor vandal, 180°	IMMLD0-1	Indoor vandal, white trim, clear bubble
IMMBB0-BS	Surface, indoor vandal, black	IMM12018-E-BASE	Environmental vandal, 180°	IMMLD0-B1	Indoor vandal, black trim, clear bubble
IMMBB0-ES	Surface, environmental vandal, gray	IMM12027-BASE	Indoor vandal, 270°	IMMLD0-1E	Environmental vandal, gray trim, clear bubble
IMMBB0-P	Pendant, indoor vandal, white	IMM12027-E-BASE	Environmental vandal, 270°	IMMLD0-0	Indoor vandal, white trim, smoked bubble
IMMBB0-BP	Pendant, indoor vandal, black	IMM12036-BASE	Indoor vandal, 360°	IMMLD0-B0	Indoor vandal, black trim, smoked bubble
IMMBB0-EP	Pendant, environmental vandal, gray	IMM12036-E-BASE	Environmental vandal, 360°	IMMLD0-0E	Environmental vandal, gray trim, smoked bubble
IMMBB0-I	In-ceiling, indoor vandal, white				
IMMBB0-BI	In-ceiling, indoor vandal, black				
IMMBB0-EI	In-ceiling, environmental vandal, gray				

RECOMMENDED MOUNTS

IMM-PNL	2' x 2' drop ceiling panel; replaces 2' x 2' ceiling tile, white
IMM-CM	Corner mount (outer)
IMM-DF5	DF5 kit for existing indoor DF5 enclosures
WMVE-SR	Environmental vandal, pendant wall mount, gray
WMVE-WT/BK	Indoor vandal, pendant wall mount, white/black
PA101	Pole adapter for use with WMVE-SR wall mount

OPTIONAL ACCESSORIES

POE1AT, POE4ATN, POE8ATN, POE16ATN	1, 4, 8, and 16 Channel PoE midspan
EC-3000C/U Series	Ethernet over copper (EoC) extenders with true PoE+ to 30 W
EC-4BY1SWC/U Series	4-port, self managed, POE+ switch with extended uplink

Pelco by Schneider Electric

3500 Pelco Way, Clovis, California 93612-5699 United States

USA & Canada Tel (800) 289-9100 Fax (800) 289-9150

International Tel +1 (559) 292-1981 Fax +1 (559) 348-1120

www.pelco.com www.pelco.com/community

Pelco, the Pelco logo, and other trademarks associated with Pelco products referred to in this publication are trademarks of Pelco, Inc. or its affiliates. ONVIF and the ONVIF logo are trademarks of ONVIF Inc. All other product names and services are the property of their respective companies. Product specifications and availability are subject to change without notice. ©Copyright 2016, Pelco, Inc. All rights reserved.